

UniOP ePAD03 and ePAD04

Compact low-cost HMI with graphic display. The ePAD03 and ePAD04 panels are defining a new standard for entry-level HMI products. They are the ideal replacement for the successful MD00 Series. These products are also available with extended operating temperature range for use in extreme environmental conditions.

Highlights

- **Monochrome graphic display 120x32 pixels**
- **Downloadable fonts**
- **Scalable text**
- **4 user programmable function keys with slide-in legends**
- **5 user programmable LED indicators**
- **Dual-driver communication**
- **Connection to industrial bus systems and Ethernet with optional modules**
- **IP65 front panel protection**
- **Version with extended operating temperature available**



The ePAD03 and ePAD04 HMI panels are compact low cost products yet extremely rich in functionality. The products support the rich common functionality of the UniOP operator panels:

- Powerful and intuitive programming with the UniOP Designer software
- Dual-driver communication capability,
- Scalable fonts for effective presentation of information.
- Support of more than 130 communication drivers for industrial devices
- Optional modules for fieldbus systems (Profibus DP, DeviceNet, CANopen, Interbus) and Ethernet
- Display data in numerical, text and bargraph format
- Dynamic graphic objects
- Recipe data storage
- Keyboard macro editor
- Alarms and historical alarm list
- Eight level password protection

The ePAD03 and ePAD04 are the ideal replacement for panels of the MD00 Series. They generally outperform the equivalent products and can be used in all cases except when the 20 mA current loop interface is needed.

Technical Data

	ePAD03	ePAD04
Display	Monochrome LCD	
Backlight	LED	
Graphic resolution	120x32	
Active display area	70x21 mm	
Rows/columns	4x20	
Scalable fonts	Yes	
User definable characters	256	
Contrast regulation	Software	
Memory	512 KB	
User memory	512 KB	
User memory expansion	-	
Front panel	4, with slide-in legend	
Function keys	4, with slide-in legend	
System keys	7	
Touch screen	-	
User LED's	5	
System LED's	4	
Connections	No	
PC/Printer port	No	
PLC port	RS-232, RS-422, RS-485	
Aux port (fieldbus and Ethernet connection)	Yes, requires optional module	
Programming speed	9600 ÷ 38400 bps	9600 bps
Functionality	Unlimited	
Number of variables per page	Unlimited	
Dual-driver capability	Yes	-
Recipe memory	16 KB	-
UniNet network	Server/Client	Client
Alarms	1024	256
Event list	256	-
Alarm info page	Yes	
Password	Yes, 8 levels	
Battery	CR2430 (3V 270mA Lithium), non rechargeable, user replaceable. Replace with same type or equivalent compatible with the operating temperature of the product	-
Hardware RTC	Yes	-
Screen saver	-	
Buzzer	-	
Power supply voltage	18 ÷ 30 VDC	
Max power consumption	0.25 A at 24 VDC	
Fuse	Overcurrent protection device	

	ePAD03	ePAD04
Weight	1 Kg	
Operating temperature		
-0046	0 ÷ +50 °C	
-00B6	0 ÷ +60 °C	
-00B7	-20 ÷ +60 °C	
Storage temperature	-20 ÷ +70 °C	
Operating and storage humidity	5 ÷ 85 % RH non-condensing	
Protection class	IP65 (front panel)	

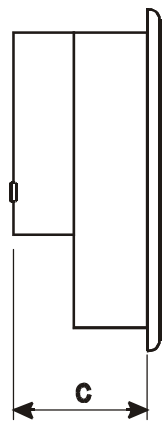
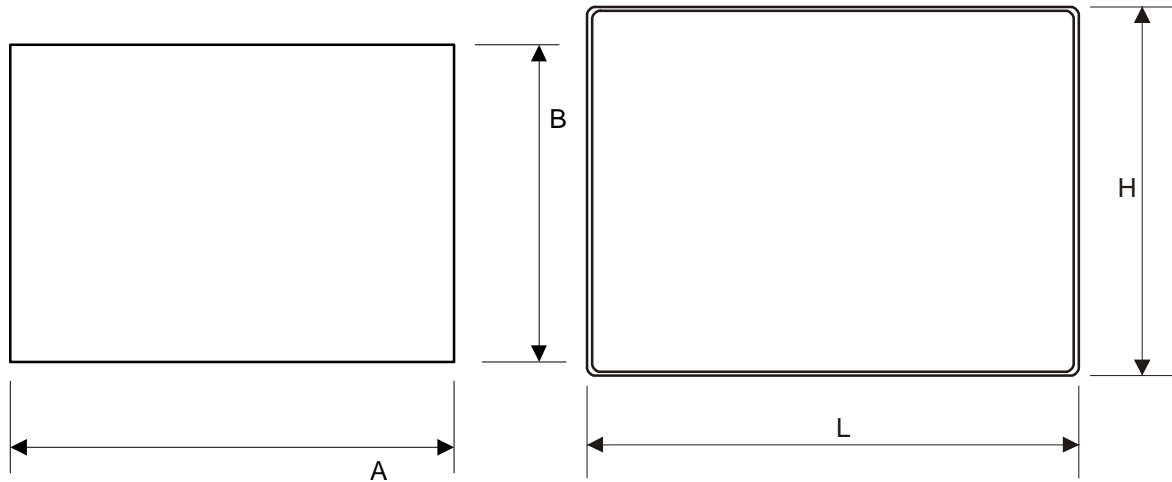
The product is designed for installation in industrial environments in compliance with the regulations:

Emitted interference EN 61000-6-4, 2001

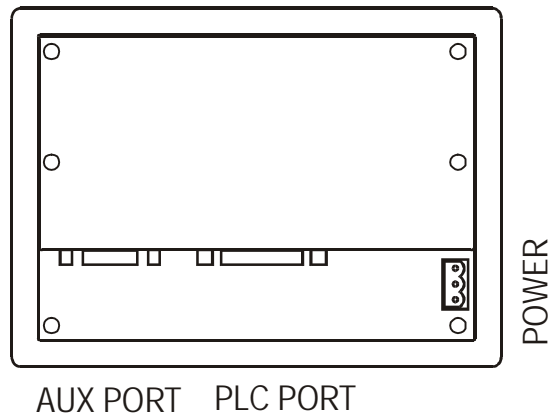
Noise immunity EN 61000-6-2, 2001

Front Dimensions and Cutout

Faceplate LxH	149x109 mm	5.86"x4.29"
Cutout AxB	136x96 mm	5.35"x3.78"
Cutout depth C	53 mm	2.08"
Max panel thickness	5 mm	0.19"



Connections



The product is compatible with all standard TCM and SCM modules.
To access the slot for the modules remove the rear cover of the product

The backup battery in the ePAD03 is accessible for replacement after removing the rear cover.

The standard programming cable CA114 can be used with this product if a 15-pin female-female gender changer is applied to the PLC Port.

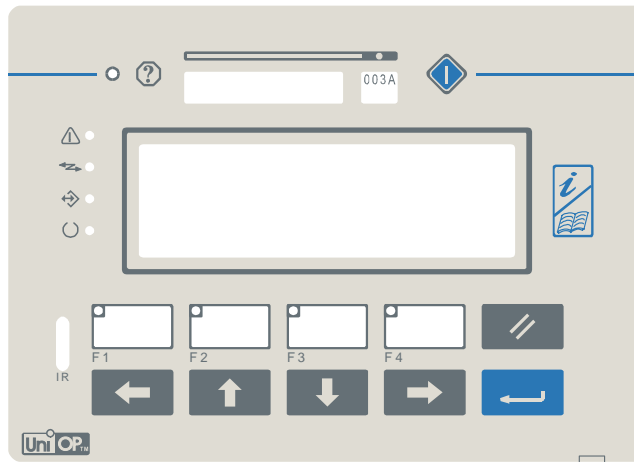
Indicators and keypad

There are several dedicated LED indicators on the front panel of the unit. Functionality is described in the table below.

Elements not listed in the table are reserved for future use.

LED	Color	Status	Meaning
⊗	red	OFF	No hardware problem detected
		BLINK	Battery low
		ON	Hardware fault
○	green	OFF	No key pressed and no touch cell active
		ON	Key pressed or touch cell active (visual feedback)
○	green	OFF	Hardware fault
		ON	Unit in operation
↔	green	BLINK	Communication error
		ON	Communication OK
⚠	red	OFF	No alarms
		BLINK	Alarm requires acknowledgment
		ON	Alarm active
↔	green		May be user controlled as LED number 65 using the Macro Editor. Turns ON when recipe/event backup is being performed.

The layout of the front panel is shown in the figure below.





The RDA mapping of LED indicators is shown in the table below.

RDA Bit	LED on Key
L1	F1
L2	F2
L3	F3
L4	F4

The RDA mapping of all keys is standard.

The service area at the top of the product includes also two buttons.

Button	Description
	User programmable with the Keyboard Macro Editor. Not available in RDA. Designer 6.01 or higher is required.
	Reserved for future use

Function keys F1 to F4 have a slide-in legend. Legend strips in laser printable form are available as accessories.

Ordering Information

ePAD03-0046	Compact low-cost HMI with graphic display, recipes and Real Time Clock
ePAD03-00B6	Compact low-cost HMI with graphic display, recipes and Real Time Clock, extended operating temperature range
ePAD03-00B7	Compact low-cost HMI with graphic display, recipes and Real Time Clock, extended operating temperature range
ePAD04-0046	Compact low-cost HMI with graphic display
ePAD04-00B6	Compact low-cost HMI with graphic display, extended operating temperature range
ePAD04-00B7	Compact low-cost HMI with graphic display, extended operating temperature range
R-PRINT2298	Printable legends (5 A4 foils, 8 sets of legend per foil)

Tn187

Copyright © 2003 Sitek S.p.A. Italy

Subject to change without notice.

The information contained in this document is provided for informational purposes only. While efforts were made to verify the accuracy of the information contained in this documentation, it is provided "as is" without warranty of any kind.

www.exor-rd.com